



Bachat ka Doosra Naam

Half Year Report December 31, 2013 (Unaudited)



Funds Under Management
of
MCB-Arif Habib Savings and Investments Limited
(formerly: Arif Habib Investments Limited)

Vision

To become synonymous with Savings.

Mission

To become a preferred Savings and Investment Manager in the domestic and regional markets, while maximizing stakeholder's value.

Core Values

The Company takes pride in its orientation towards client service. It believes that its key success factors include continuous investment in staff, systems and capacity building, and its insistence on universal best practices at all times.

CONTENTS

Fund's Information	132
Report of the Directors of the Management Company	133
Report of the Trustee to the Unit Holders	134
Auditors' Report to the Unit Holders on Review of condensed Interim Financial Information	135
Condensed Interim Statement of Assets and Liabilities	137
Condensed Interim Income Statement (Un-audited)	138
Condensed Interim Distribution Statement (Un-audited)	139
Condensed Interim Statement of Movement in Unit Holders' Funds (Un-audited)	140
Condensed Interim Cash Flow Statement (Un-audited)	141
Notes to and forming part of the Condensed Interim Financial Statements (Un-audited)	142

FUND'S INFORMATION

Management Company	MCB-Arif Habib Savings and Investments Limited (Formerly: Arif Habib Investments Limited) 8th Floor, Techno City, Corporate Tower, Hasrat Mohani Road, Karachi	
Board of Directors of the Management Company	Mian Mohammad Mansha Mr. Nasim Beg Mr. Yasir Qadri Syed Salman Ali Shah Mr. Haroun Rashid Mr. Ahmed Jahangir Mr. Samad A. Habib Mr. Mirza Mahmood Ahmad	Chairman Executive Vice Chairman Chief Executive Officer Director Director Director Director Director
Audit Committee	Mr. Haroun Rashid Mr. Nasim Beg Mr. Samad A. Habib	Chairman Member Member
Human Resource Committee	Syed Salman Ali Shah Mr. Nasim Beg Mr. Haroun Rashid Mr. Ahmed Jahangir Mr. Yasir Qadri	Chairman Member Member Member Member
Company Secretary & Chief Operating Officer	Mr. Muhammad Saqib Saleem	
Chief Financial Officer	Mr. Umair Ahmed	
Trustee	Central Depository Company of Pakistan Limited CDC House, 990B Block 'B', S.M.C.H.S., Main Shahrah-e-Faisal, Karachi-74400	
Bankers	Habib Metropolitan Bank Limited MCB Bank Limited Standard Chartered Bank Limited Deutsche Bank	
Auditors	M. Yousuf Adil Saleem & Co. Chartered Accountants Cavish Court, A-35, Block 7 & 8, KCHSU, Sharae Faisal, Karachi-75350	
Legal Advisor	Bawaney & Partners 404, 4th Floor, Beaumont Plaza, Beaumont Road, Civil Lines, Karachi-75530	
Transfer Agent	MCB-Arif Habib Savings and Investments Limited (Formerly: Arif Habib Investments Limited) 8th Floor, Techno City, Corporate Tower, Hasrat Mohani Road, Karachi	
Rating	AM2 - Management Quality Rating assigned by PACRA	

REPORT OF THE DIRECTOR OF THE MANAGEMENT COMPANY FOR THE QUARTER ENDED DECEMBER 31, 2013

Dear Investor,

On behalf of the Board of Directors, I am pleased to present Pakistan Stock Market Fund's accounts review for the first half ended December 31st 2013.

EQUITIES MARKET OVERVIEW

Stock market started FY14 on a positive note on the back of smooth political transition. Steep rupee depreciation kept stock market under pressure in the months of August and September. However material recovery in Rupee and Pakistan's success of getting GSP+ status brought market on rails again and KSE100 index touched its all time high of 25,579.33 on 20th December 2013. KSE100 index closed half year with an index on 25,261.14 which translates into 20% return for HY14. Foreigners remained net sellers during the period with a cumulative net outflow of US\$ 9.3 million. In terms of sectors interest remained concentrated in Textile, Construction & Materials, Oil & Gas, Pharmaceuticals and Power Sectors on the heels of strong inherent bottom line growth and healthy payouts.

FUND PERFORMANCE

During the period, PSMF delivered 15.28% return as compared to KSE100 index return of 20.26%. Overall equity exposure of the fund was increased by around 4.6% which stood at 81.5% at the end of the period. The fund changed its investment strategy several times during the quarter to cope with various sector and company level fundamental developments. Major sector level changes include decrease in exposure in Oil and Gas sector while allocation was increased in Commercial Banks.

The Net Asset of the Fund as at December 31, 2013 stood at Rs.1,214 million as compared to Rs.1,179 million as at June 30 2013 registering an increase of 2.97%.

The Net Asset Value (NAV) per unit as at December 31, 2013 was Rs.67.97 as compared to opening NAV of Rs.77.58 per unit as at June 30, 2013 registering a decrease of Rs.9.61 per unit.


FUTURE OUTLOOK

While the economic environment continues to be challenging, corporate earnings are largely expected to continue to improve. Earnings growth is expected to continue in E&P, Textile, Power and Cement sector. The rupee depreciation bodes well for Textile, E&P and Power sector, while higher allocation in PSDP will increase demand for cement.

ACKNOWLEDGMENT

The Board is thankful to the Fund's valued investors, the Securities and Exchange Commission of Pakistan and the Trustees of the Fund for their continued cooperation and support. The Directors also appreciate the efforts put in by the management team.

For and on behalf of the board



Yasir Qadri

Chief Executive Officer

Karachi: February 06, 2014

TRUSTEE REPORT TO THE UNIT HOLDERS



CENTRAL DEPOSITORY COMPANY OF PAKISTAN LIMITED

Head Office

CDC House, 99-B, Block 'B'
S.M.C.H.S. Main Shahra-e-Faisal
Karachi - 74400. Pakistan.
Tel: (92-21) 111-111-500
Fax: (92-21) 34326020 - 23
URL: www.cdcpakistan.com
Email: info@cdcpak.com



TRUSTEE REPORT TO THE UNIT HOLDERS

PAKISTAN STOCK MARKET FUND

Report of the Trustee pursuant to Regulation 41(h) of the Non-Banking Finance Companies and Notified Entities Regulations, 2008

We Central Depository Company of Pakistan Limited, being the Trustee of Pakistan Stock Market Fund (the Fund) are of the opinion that MCB-Arif Habib Savings and Investments Limited (formerly Arif Habib Investments Limited) being the Management Company of the Fund has in all material respects managed the Fund during the six months period ended December 31, 2013 in accordance with the provisions of the following:

- (i) Limitations imposed on the investment powers of the Management Company under the constitutive documents of the Fund;
- (ii) The pricing, issuance and redemption of units are carried out in accordance with the requirements of the constitutive documents of the Fund; and
- (iii) The Non-Banking Finance Companies (Establishment and Regulations) Rules, 2003, the Non-Banking Finance Companies and Notified Entities Regulations, 2008 and the constitutive documents of the Fund.

For the purpose of information, we would like to draw the attention of the Unit Holders of the Fund towards note 14 to condensed interim financial information which pertains to the proposed merger of MCB Dynamic Stock Fund and Pakistan Premier Fund with and into Pakistan Stock Market Fund. The required approval representing three fourth in value of the total outstanding units of the Fund was not achieved due to non-participation of the Unit Holders as aforesaid required, whether in person or by postal ballot or through proxy, in the meeting convened on January 13, 2014.

The Management Company as authorized by the Unit Holders for the purpose of cost efficiency and better portfolio management in the best interest of Unit Holders has requested the Securities and Exchange Commission of Pakistan for the relaxation of the requirement of the Circular # 20 of 2009, the reply of which is still awaited.


Muhammad Hanif Jakhura
Chief Executive Officer
Central Depository Company of Pakistan Limited

Karachi: February 13, 2014



AUDITORS' REPORT TO THE UNIT HOLDERS ON REVIEW OF CONDENSED INTERIM FINANCIAL INFORMATION

Deloitte.

M. Yousuf Adil Saleem & Co
Chartered Accountants
Cavish Court, A-35, Block 7 & 8
KCHSU, Sharea Faisal,
Karachi-75350
Pakistan

Phone: +92 (0) 21- 3454 6494-7
Fax: +92 (0) 21- 3454 1314
Web: www.deloitte.com

AUDITORS' REPORT TO THE UNIT HOLDERS ON REVIEW OF INTERIM FINANCIAL INFORMATION

Introduction

We have reviewed the accompanying condensed interim balance sheet of Pakistan Stock Market Fund (the Fund) as at December 31, 2013, and the related condensed interim income statement, condensed interim distribution statement, condensed interim cash flow statement and condensed interim statement of movement in unit holder's fund together with the notes forming part thereof (here-in-after referred to as the 'interim financial information'), for the six month period ended December 31, 2013. The Management Company (MCB Arif Habib Savings and Investments Limited) is responsible for the preparation and presentation of this interim financial information in accordance with approved accounting standards as applicable in Pakistan for interim financial reporting. Our responsibility is to express a conclusion on this interim financial information based on our review. The figures of the condensed interim income statement, condensed interim distribution statement, condensed interim cash flow statement and condensed interim statement of movement in unit holders' fund for the quarters ended December 31, 2013 and 2012 have not been reviewed, as we are required to review only the cumulative figures for the six month period ended December 31, 2013.

Scope of Review

We conducted our review in accordance with International Standard on Review Engagements 2410, "Review of Interim Financial Information Performed by the Independent Auditor of the Entity". A review of interim financial information consists of making inquiries, primarily of persons responsible for financial and accounting matters, and applying analytical and other review procedures. A review is substantially less in scope than an audit conducted in accordance with International Standards on Auditing and consequently does not enable us to obtain assurance that we would become aware of all significant matters that might be identified in an audit. Accordingly, we do not express an audit opinion.

**AUDITORS' REPORT TO THE UNIT HOLDERS ON REVIEW OF CONDENSED
INTERIM FINANCIAL INFORMATION**

Deloitte.

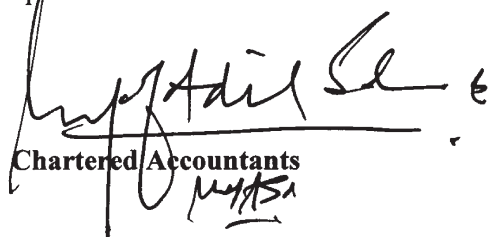
M. Yousuf Adil Saleem & Co
Chartered Accountants

Conclusion

Based on our review, nothing has come to our attention that causes us to believe that the accompanying interim financial information as of and for the six month period ended December 31, 2013 is not prepared, in all material respects, in accordance with approved accounting standards as applicable in Pakistan for interim financial reporting.

Other matter

The financial statements of the Fund for the year ended June 30, 2013 were audited by another firm of Chartered Accountants who vide their report dated August 05, 2013 issued an unqualified opinion thereon.



Chartered Accountants
MUSA

Engagement Partner
Mushtaq Ali Hirani

Dated: 06 FEB 2014
Karachi

**CONDENSED INTERIM STATEMENT OF ASSETS AND LIABILITIES (UN-AUDITED)
AS AT DECEMBER 31, 2013**

	(Un-audited) December 31, 2013	(Audited) June 30, 2013
Note	----- (Rupees in '000) -----	
Assets		
Balances with banks	107,482	113,835
Receivable against sale of units	29	732
Investments	5 1,093,133	1,050,150
Dividend and profit receivable	737	1,176
Advances, deposits and prepayments	6 54,593	3,736
Receivable against sale of investments	1,430	62,834
Total assets	<u>1,257,404</u>	<u>1,232,463</u>
Liabilities		
Payable to Management Company	2,843	2,643
Payable to Central Depository Company of Pakistan Limited - Trustee	201	194
Payable to the Securities and Exchange Commission of Pakistan - annual fee	580	1,014
Payable against purchase of investments	7,380	22,018
Accrued expenses and other liabilities	7 32,526	27,704
Payable against redemption of units	218	228
Total liabilities	43,748	53,801
Net assets	<u>1,213,656</u>	<u>1,178,662</u>
Unit holders' funds (as per statement attached)	<u>1,213,656</u>	<u>1,178,662</u>
Contingencies and commitments	8	
	(Number of units)	
Number of units in issue	<u>17,857,046</u>	<u>15,193,475</u>
	(Rupees)	
Net assets value per unit	<u>67.97</u>	<u>77.58</u>

The annexed notes 1 to 15 form an integral part of this condensed interim financial information.



Chief Executive Officer

MCB-Arif Habib Savings and Investments Limited
(formerly: Arif Habib Investments Limited)
(Management Company)



Director

**CONDENSED INTERIM INCOME STATEMENT (UN-AUDITED)
FOR THE HALF YEAR AND QUARTER ENDED DECEMBER 31, 2013**

	Note	Half year ended December 31,		Quarter ended December 31,	
		2013	2012	2013	2012
----- (Rupees in '000) -----					
Income					
Capital gain / (loss) on sale of investments		37,839	103,196	(4,938)	57,129
Dividend income and other income		30,791	43,339	10,320	27,991
Income from government securities		5,456	1,411	3,624	558
Profit on bank accounts		3,492	2,176	1,955	1,189
Net unrealised appreciation in fair value of investments classified as 'at fair value through profit or loss'	5.3	113,366	77,806	136,955	23,838
		190,944	227,928	147,916	110,705
Expenses					
Remuneration of Management Company		12,218	10,585	5,854	5,468
Sales tax and Federal Excise Duty on remuneration of Management fee	7.1	4,223	1,694	2,024	875
Remuneration of Central Depository Company of Pakistan Limited - Trustee		1,115	1,028	545	525
Annual fee - Securities and Exchange Commission of Pakistan		580	503	278	260
Securities transaction cost		4,051	6,022	1,457	3,379
Settlement and bank charges		346	313	143	159
Fees and subscriptions		87	71	52	36
Legal and professional		-	50	-	25
Auditors' remuneration		269	291	136	175
Other		-	206	-	89
Total expenses		22,889	20,763	10,488	10,991
		168,055	207,165	137,428	99,714
Net element (loss) / income and capital (losses) / gain included in the prices of units issued less those in units redeemed		(3,943)	11,589	(3,123)	6,356
Provision for Workers' Welfare Fund	9	(3,282)	-	(2,685)	-
Net income for the period before taxation		160,830	218,754	131,620	106,070
Taxation	10	-	-	-	-
Net income for the period after taxation		160,830	218,754	131,620	106,070
Other comprehensive income for the period					
Net unrealised diminution in value of investments classified as 'available for sale'		-	-	-	(2,074)
Reclassification adjustments relating to gain realized on disposal of 'available for sale' investments		-	(2,960)	-	(2,960)
Total comprehensive income for the period		160,830	215,794	131,620	101,036
Earnings per unit	11				

The annexed notes 1 to 15 form an integral part of this condensed interim financial information.



Chief Executive Officer

MCB-Arif Habib Savings and Investments Limited
(formerly: Arif Habib Investments Limited)
(Management Company)



Director

**CONDENSED INTERIM DISTRIBUTION STATEMENT (UN-AUDITED)
FOR THE HALF YEAR AND QUARTER ENDED DECEMBER 31, 2013**

	Half year ended		Quarter ended	
	December 31,		December 31,	
	2013	2012	2013	2012
	------(Rupees in '000')-----			
Undistributed income brought forward	418,626	30,782	205,222	145,304
Final bonus distribution for the year ended June 30, 2013 at Re. 18.6184 per unit (Date of distribution July 4, 2013)	(282,879)	-	-	-
Net element of income / (loss) and capital gain / (losses) included in the prices of units of issued less those in units redeemed - amount representing unrealized income	23,866	2,671	(16,399)	833
Net income for the period after taxation	160,830	218,754	131,620	106,070
Undistributed income carried forward	320,443	252,207	320,443	252,207

The annexed notes 1 to 15 form an integral part of this condensed interim financial information.



Chief Executive Officer

MCB-Arif Habib Savings and Investments Limited
(formerly: Arif Habib Investments Limited)
(Management Company)



Director

**CONDENSED INTERIM STATEMENT OF MOVEMENT IN UNIT HOLDERS' FUNDS (UN-AUDITED)
FOR THE HALF YEAR AND QUARTER ENDED DECEMBER 31, 2013**

Note	Half year ended 31 December		Quarter ended 31 December	
	2013	2012	2013	2012
	----- (Rupees in '000) -----			
Net assets at beginning of the period	1,178,662	921,464	1,189,948	1,085,127
Amount received on issue of 1,932,713 (2012: 2,698,013) units and 707,948 (2012: 495,669) units for the half year and quarter ended respectively	123,711	154,940	98,069	29,754
Bonus units issued 4,797,805 (2012: Nil) and Nil (2012: Nil) units for the half year and quarter ended respectively	282,879	-	-	-
Amount paid / payable on redemption of 4,066,946 units (2012: 3,680,856 units) and 2,538,192 (2012: 2,419,849) units for the half year and quarter ended respectively	(253,490)	(218,344)	(209,104)	(147,295)
	153,099	(63,404)	(111,035)	(117,541)
Element of (income) / loss and capital (gains) / losses included in prices of units issued less those in units redeemed :				
- amount representing accrued loss / (income) and capital losses / (gains) - transferred to income statement	3,943	(11,589)	3,123	(6,356)
- amount representing unrealised capital (gains) / losses and capital (gains) / losses that form part of the unit holders' fund transferred to distribution statement	(23,866)	(2,671)	16,399	(833)
	(19,923)	(14,260)	19,522	(7,189)
Net unrealised appreciation in fair value of investments classified as 'available for sale during the period'	-	-	-	(2,074)
Reclassification of adjustments related to gain realised on disposal of available for sale' investments securities	-	(2,960)	-	(2,960)
Element of income / (loss) and capital gains / (losses) included in prices of units issued less those in units redeemed - amount representing unrealised income	23,866	2,671	(16,399)	833
Net income for the period transferred from the distribution statement				
- Capital gain / (loss) on sale of investments	37,839	103,196	(4,938)	57,129
- Net unrealised appreciation on re-measurement of investments classified as 'financial assets at fair value through profit or loss'	113,366	77,806	136,955	23,838
- Other net income for the period	9,625	37,752	(397)	25,102
- Distributions made during the year (Refer distribution statement)	(282,879)	-	-	-
	(122,049)	218,754	131,620	106,069
Net assets at the end of the period	1,213,656	1,062,265	1,213,656	1,062,265

The annexed notes 1 to 15 form an integral part of this condensed interim financial information.



Chief Executive Officer

MCB-Arif Habib Savings and Investments Limited
(formerly: Arif Habib Investments Limited)
(Management Company)



Director

**CONDENSED INTERIM CASH FLOW STATEMENT (UN-AUDITED)
FOR THE HALF YEAR AND QUARTER ENDED DECEMBER 31, 2013**

	Half year ended December 31,		Quarter ended December 31,	
	2013	2012	2013	2012
----- (Rupees in '000) -----				
CASH FLOWS FROM OPERATING ACTIVITIES				
Net income for the period before taxation	160,830	218,754	131,620	106,070
<i>Adjustments</i>				
Net unrealised appreciation in fair value of investments classified as 'at fair value through profit or loss'	(113,366)	(77,806)	(136,955)	(23,838)
Net element of loss / (income) and capital losses / (gains) included in prices of units issued less those in units redeemed	3,943	(11,589)	3,123	(6,356)
	<u>51,407</u>	<u>129,359</u>	<u>(2,212)</u>	<u>75,876</u>
Working Capital Changes				
<i>Decrease / (increase) in assets</i>				
Investments	70,383	(13,255)	195,381	121,803
Dividend and profit receivable	439	817	18,272	14,068
Advances, deposits and prepayments	(50,857)	(20)	(50,857)	(30)
Receivable against sale of investments	61,404	(34,365)	8,969	(36,029)
	<u>81,369</u>	<u>(46,823)</u>	<u>171,765</u>	<u>99,812</u>
<i>Increase / (decrease) in liabilities</i>				
Payable to - Management Company	2,468	87	4,254	29
Payable to Central Depository Company of Pakistan Limited - Trustee	7	10	20	4
Payable to Securities and Exchange Commission of Pakistan - annual fee	(434)	(459)	278	260
Payable against purchase of investments	(14,638)	(39,212)	(14,638)	(39,212)
Accrued expenses and other liabilities	2,554	716	(1,061)	(9,309)
	<u>(10,043)</u>	<u>(38,858)</u>	<u>(11,147)</u>	<u>(48,228)</u>
Net cash generated from operating activities	<u>122,733</u>	<u>43,678</u>	<u>158,406</u>	<u>127,461</u>
CASH FLOWS FROM FINANCING ACTIVITIES				
Receipts from issuance of units	124,414	154,913	98,069	29,754
Payment on redemption of units	(253,500)	(218,308)	(209,114)	(143,402)
Net cash used in financing activities	<u>(129,086)</u>	<u>(63,395)</u>	<u>(111,045)</u>	<u>(113,648)</u>
Net (decrease) / increase in cash and cash equivalents during the period	(6,353)	(19,717)	47,361	13,812
Cash and cash equivalents at beginning of the period	113,835	55,742	60,121	22,213
Cash and cash equivalents at end of the period	<u><u>107,482</u></u>	<u><u>36,025</u></u>	<u><u>107,482</u></u>	<u><u>36,025</u></u>

The annexed notes 1 to 15 form an integral part of this condensed interim financial information.



Chief Executive Officer

MCB-Arif Habib Savings and Investments Limited
(formerly: Arif Habib Investments Limited)
(Management Company)



Director

NOTES TO THE CONDENSED INTERIM FINANCIAL INFORMATION (UN-AUDITED) FOR THE HALF YEAR AND QUARTER ENDED DECEMBER 31, 2013

1. LEGAL STATUS AND NATURE OF BUSINESS

- 1.1** Pakistan Stock Market Fund ("the Fund") was established under a Trust Deed executed between Arif Habib Investments Limited as "Management Company" and Central Depository Company of Pakistan Limited (CDC) as Trustee. The Trust Deed was executed on 23 October 2001 and was approved by the Securities and Exchange Commission of Pakistan (SECP) on 28th February 2002 in accordance with the Asset Management Companies Rules, 1995 (AMC Rules) [repealed by Non-Banking Finance Companies (Establishment and Regulation) Rules, 2003 (NBFC Rules)].
- 1.2** Pursuant to the merger of MCB Asset Management Company Limited with and into Arif Habib Investments Limited (AHIL), the name of AHIL has been changed to MCB-Arif Habib Savings and Investments Limited effective from 27 June 2011.
- 1.3** The Board of Directors of MCB-Arif Habib Savings and Investments Limited (formerly Arif Habib Investments Limited) have decided to merge MCB Dynamic Stock Fund and Pakistan Premier Fund with and into the Fund. However as per Circular No. 20 of 2009, the requirement of 75% majority for approving the merger was not achieved in the Annual General Meeting of the Fund held on January 13, 2014. As authorised by the unit holders of the Fund, the management company approached SECP for necessary relaxation from the said requirement of the Circular No 20 of 2009 and approval of scheme of merger with new effective date which is pending.
- 1.4** The Management Company of the Fund has been licensed to act as an Asset Management Company under the Non-Banking Finance Companies (Establishment and Regulations) Rules, 2003 through a certificate of registration issued by the SECP. The registered office of the Management Company is situated at 8th Floor, Techno City Corporate Tower, Hasrat Mohani Road, Karachi, Pakistan.
- 1.5** The Fund has been categorised as "equity scheme" and offers units for public subscription on a continuous basis. The units of the Fund are transferable and can also be redeemed by surrendering to the Fund. The units are listed on the Karachi Stock Exchange.
- 1.6** The Fund primarily invests in listed equity securities. It also invest in cash instruments and treasury bills not exceeding 90 days in maturities.
- 1.7** Pakistan Credit Rating Agency (PACRA) has assigned Management quality rating of AM2 dated March 21, 2013 to the management company and 3-Star as stability rating dated December 18, 2013 to the Fund.
- 1.8** Title to the assets of the Fund is held in the name of Central Depository Company of Pakistan Limited as Trustee of the Fund.

2. STATEMENT OF COMPLIANCE

- 2.1** This condensed interim financial information has been prepared in accordance with the requirements of the International Accounting Standard 34 "Interim Financial Reporting" and provisions of and directives issued under the Companies Ordinance, 1984, the Non-Banking Finance Companies (Establishment and Regulation) Rules, 2003 (the NBC Rules), the Non-Banking Finance Companies and Notified Entities Regulations, 2008 (the NBFC Regulations) and directives issued by the Securities and Exchange Commission of Pakistan (SECP). In case where requirements differ, the provisions of or directives issued under the Companies Ordinance, 1984, the Non-Banking Finance Companies (Establishment and Regulation) Rules, 2003 (the NBFC Rules), the Non-Banking Finance Companies and Notified Entities Regulations, 2008 (the NBFC Regulations) and directives issued by the Securities and Exchange Commission of Pakistan (SECP) shall prevail.
- 2.2** This condensed interim financial information comprise of condensed interim statement of assets and liabilities, condensed interim income statement, condensed interim distribution statement, condensed interim statement of movement in unit holders' fund and condensed interim cash flow statement together with the notes forming part thereof. The disclosures made in this condensed interim financial information have, however, been limited based on the requirements of the International Accounting Standard 34, 'Interim Financial Reporting'. It does not include all the information and disclosures made in the annual published financial statement and should be read in conjunction with the financial statements of the Fund for the year ended June 30, 2013. Comparative information of the condensed interim income statement, condensed interim cash flow statement, condensed interim distribution statement and condensed interim statement of movement in unit holders' fund for the quarters ended December 31, 2013 and December 31, 2012 are un-audited and have been included to facilitate comparison.
- 2.3** This condensed interim financial information is Un-audited. However, limited scope review has been performed by the statutory auditors in accordance with the requirements of clause (xxi) of the Code of Corporate Governance and this condensed interim financial information are being circulated to the unit holders as required under the NBFC Regulations.
- 2.4** This condensed interim financial information is presented in Pak Rupees, which is the functional and presentation currency of the Fund and has been rounded off to the nearest thousand rupees, unless otherwise specified.
- 2.5** The directors of the asset management company declare that this condensed interim financial information give a true and fair view of the Fund.

NOTES TO THE CONDENSED INTERIM FINANCIAL INFORMATION (UN-AUDITED) FOR THE HALF YEAR AND QUARTER ENDED DECEMBER 31, 2013

- 2.1 This condensed interim financial information has been prepared in accordance with the requirements of the International Accounting Standard 34 "Interim Financial Reporting" and provisions of and directives issued under the Companies Ordinance, 1984, the Non-Banking Finance Companies (Establishment and Regulation) Rules, 2003 (the NBC Rules), the Non-Banking Finance Companies and Notified Entities Regulations, 2008 (the NBFC Regulations) and directives issued by the Securities and Exchange Commission of Pakistan (SECP). In case where requirements differ, the provisions of or directives issued under the Companies Ordinance, 1984, the Non-Banking Finance Companies (Establishment and Regulation) Rules, 2003 (the NBFC Rules), the Non-Banking Finance Companies and Notified Entities Regulations, 2008 (the NBFC Regulations) and directives issued by the Securities and Exchange Commission of Pakistan (SECP) have been followed.
- 2.2 This condensed interim financial information does not include all information and disclosures required for full annual financial statements and should be read in conjunction with the financial statements for the year ended June 30, 2013.
- 2.3 This condensed interim financial information is un-audited and presented in Pak Rupees, which is the functional and presentation currency of the Fund and has been rounded off to the nearest thousand rupees, unless otherwise specified.
- 2.4 This condensed financial information is un-audited and has been reviewed by the auditors. Further, financial information for the quarter ended December 31, 2013 and December 31, 2012 in this condensed financial information have not been reviewed by auditors. The Board of Directors of the Management Company declare that this condensed interim financial information gives a true and fair view of the state of the affairs of the Fund.
- 2.5 The comparatives in the statement of assets and liabilities presented in the condensed interim financial information as at 31 December 2013 have been extracted from the audited financial statements of the Fund for the year ended 30 June 2013, where as the comparative in condensed interim income statement, condensed interim distribution statement, condensed interim statement of moment in unit holders' fund, and condensed interim cash flow statement are extracted from unaudited condensed interim financial information for the period ended 31 December 2012.

3. SIGNIFICANT ACCOUNTING POLICIES AND KEY ACCOUNTING ESTIMATES AND JUDGEMENTS

- 3.1 The accounting policies, methods of computation adopted in preparation of this condensed interim financial information, significant judgements in applying the accounting policies and key sources of estimation uncertainty are same as those applied in preparation of financial statements of the Fund for the year ended June 30, 2013
- 3.2 The preparation of condensed interim financial information requires management to make judgments, estimates and assumptions that affect the application of accounting policies and the reported amounts of assets and liabilities, income and expenses. Actual results may differ from these estimates. In preparing this condensed interim financial information, significant judgments made by management in applying accounting policies and the key sources of estimation uncertainty were the same as those that applied to the financial statements as at and for the year ended June 30, 2013.
- 3.3 Amendments to certain existing standards and interpretations on approved accounting standards effective during the period were not relevant to the Fund's operations and did not have any impact on the accounting policies of the Fund therefore not stated in this condensed interim financial information.

4. FINANCIAL RISK MANAGEMENT

The Fund's risk management objectives and policies are consistent with that disclosed in the financial statements of the Fund as at and for the year ended June 30, 2013.

	(Unaudited)	(Audited)
5. INVESTMENTS	31 December	30 June
	2013	2013
	(Rupees in '000)	
'At fair value through profit or loss' - held for trading		
Equity securities		
Listed	5.1 1,024,094	927,894
Unlisted	-	2,966
	1,024,094	930,860
Government securities		
Fixed income	5.2 69,039	119,290
	1,093,133	1,050,150

**NOTES TO THE CONDENSED INTERIM FINANCIAL INFORMATION (UN-AUDITED)
FOR THE HALF YEAR AND QUARTER ENDED DECEMBER 31, 2013**

5.1 Listed equity securities 'at fair value through profit or loss'
(Face value of Rs. 10/- each unless stated otherwise)

Name of the Investee Company	As at July 1, 2013	Purchases during the period	Bonus/Rights issue	Sales during the period	As at December 31, 2013	Balance as at December 31, 2013			Market value as percentage of total investments	Market value as percentage of net assets	Market Value as percentage of total paid up capital of the investee company
						Carrying Value	Market value	Appreciation/(diminution)			
						Rupees in '000'					%
OIL AND GAS											
Attock Petroleum Limited	53,981	60,400	20,876	38,150	97,107	46,543	48,523	1,980	4.00	4.44	0.12
Attock Refinery Limited	-	100	-	100	-	-	-	-	-	-	-
National Refinery Limited	72,000	71,600	-	143,600	-	-	-	-	-	-	-
Oil & Gas Development Company Limited	253,481	228,900	-	351,500	130,881	33,120	36,170	3,051	2.98	3.31	0.00
Pakistan Oilfield Limited	126,187	116,850	-	173,450	69,587	32,852	34,634	1,782	2.85	3.17	0.03
Pakistan Petroleum Limited	277,148	534,000	98,309	391,500	517,957	101,135	110,822	9,688	9.13	10.14	0.03
* Pakistan State Oil Company Limited	330,600	257,900	-	432,300	156,200	48,246	51,893	3,647	4.28	4.75	0.06
		261,896	282,043		20,147				23.24	25.80	
CHEMICALS											
Archroma Pak Limited	-	100	-	-	100	25	27	2	0.00	0.00	0.00
Dawood Hercules Chemicals Limited	247,000	500	-	247,500	-	-	-	-	-	-	-
Engro Corporation Limited	45,300	912,800	-	792,100	166,000	26,316	26,291	(25)	2.17	2.41	0.03
** Fatima Fertilizer Co Limited	2,403,500	635,500	-	1,462,000	1,577,000	39,707	45,039	5,332	3.71	4.12	0.08
Fauji Fertilizer Bin Qasim Limited	487,418	500	-	487,418	500	20	22	1	0.00	0.00	0.00
Fauji Fertilizer Company Limited	-	800	-	-	800	88	90	2	0.01	0.01	0.00
		66,156	71,469		5,312				5.89	6.54	
CONSTRUCTION AND MATERIALS											
Cherat Cement Company Limited	826,746	-	-	518,000	308,746	17,966	19,541	1,575	1.61	1.79	0.32
** D. G. Khan Cement Limited	88,250	1,050,000	-	698,750	439,500	33,692	37,678	3,986	3.10	3.45	0.10
Fauji Cement Company Limited	-	1,263,500	-	-	1,263,500	17,443	20,153	2,710	1.66	1.84	0.09
Fecto Cement Limited	92,850	-	-	74,000	18,850	905	841	(64)	0.07	0.08	0.04
Kohat cement Limited	620,430	371,500	149,886	721,500	420,316	29,325	41,094	11,769	3.39	3.76	0.27
Lafarge Pakistan Cement Limited	49	586,000	-	586,049	-	-	-	-	-	-	-
Lucky Cement Limited	155,399	45,100	-	200,499	-	-	-	-	-	-	-
Maple Leaf Cement Factory Limited	500,000	1,530,000	-	660,000	1,370,000	33,015	37,579	4,564	3.10	3.44	0.26
Pioneer Cement Limited	200,500	-	-	200,500	-	-	-	-	-	-	-
		132,346	156,886		24,541				12.93	14.35	
GENERAL INDUSTRIALS											
Packages Limited	-	132,000	-	-	132,000	35,263	35,987	724	2.97	3.29	0.16
						35,263	35,987	724	2.97	3.29	
ENGINEERING											
Millar Tractors Limited	20	50	7	-	77	38	37	(0)	0.00	0.00	0.00
		38	37		(0)				0.00	0.00	

**NOTES TO THE CONDENSED INTERIM FINANCIAL INFORMATION (UN-AUDITED)
FOR THE HALF YEAR AND QUARTER ENDED DECEMBER 31, 2013**

Name of the Investee Company	As at July 1, 2013	Purchases during the period	Bonus/Rights issue	Sales during the period	As at December 31, 2013	Balance as at December 31, 2013			Market value as percentage of total investments	Market value as percentage of net assets	Market Value as percentage of total paid up capital of the investee company
						Carrying Value	Market value Appreciation/(diminution)	Market value as percentage of total investments			
						-----Rupees in '000'-----			----- % -----		
						----- Number of shares -----					
INDUSTRIAL TRANSPORTATION											
Pakistan International Bulk Terminal Limited	301,387	-	-	-	301,387	2,966	5,627	2,661	0.46	0.51	0.28
						2,966	5,627	2,661	0.46	0.51	
AUTOMOBILE AND PARTS											
Pak Suzuki Motor Company Limited	26,500	-	-	26,500							
FOOD PRODUCERS											
Engro Foods Limited	-	142,600	-	82,600	60,000	5,647	6,266	620	0.52	0.57	0.01
						5,647	6,266	620	0.52	0.57	
PERSONAL GOODS											
Blessed Textile Limited	49,000	-	-	49,000							
Ellecot Spinning Mills Limited	-	500	-	-	500	36	52	16	0.00	0.00	0.00
Gadoon Textile Mills Limited	19,500	59,400	-	-	78,900	10,615	17,070	6,455	1.41	1.56	0.34
** Nishat Chumian Limited	54,500	156,500	13,350	224,000	350	19	21	2	0.00	0.00	0.00
** Nishat Mills Limited	216,000	453,600	-	593,200	76,400	9,395	9,721	326	0.80	0.89	0.02
						20,065	26,864	6,799	2.21	2.46	
FIXED LINE TELECOMMUNICATION											
Pakistan Telecommunication Company Limite	279,500	1,376,500	-	537,000	1,119,000	28,897	31,824	2,928	2.62	2.91	0.03
						28,897	31,824	2,928	2.62	2.91	
ELECTRICITY											
* Hub Power Company Limited	1,672,128	269,000	-	226,000	1,715,128	106,722	104,143	(2,580)	8.58	9.53	0.15
Kot Addu Power Co. Limited	95,000	1,617,500	-	1,712,500	-	-	-	-	-	-	-
Nishat Chumian Power Limited	-	100,000	-	100,000	-	-	-	-	-	-	-
Pakgen Power Limited	-	1,160,000	-	198,500	961,500	20,187	20,874	687	1.72	1.91	0.26
						126,910	125,017	(1,893)	10.30	11.44	

**NOTES TO THE CONDENSED INTERIM FINANCIAL INFORMATION (UN-AUDITED)
FOR THE HALF YEAR AND QUARTER ENDED DECEMBER 31, 2013**

Name of the Investee Company	As at July 1, 2013	Purchases during the period	Bonus/Rights issue	Sales during the period	As at December 31, 2013	Balance as at December 31, 2013			Market value as percentage of net assets	Market value as percentage of total investments	Market Value as percentage of total paid up capital of the investee company
						Carrying Value	Appreciation/(diminution)	Market value as percentage of total investments			
Rupees in '000'											
----- Number of shares ----- % -----											
BANKS											
Allied Bank Limited	-	254,000	-	10,000	244,000	20,019	21,960	1,941	1.81	2.01	0.02
Askari Bank Limited	288	1,000	-	1,288	-	-	-	-	-	-	-
Bank Al-Falah Limited	2,412,000	1,860,500	-	1,583,500	2,689,000	53,978	72,711	18,732	5.99	6.65	0.20
Bank AL-Habib Limited	1,498,992	275,500	-	365,000	1,409,492	41,654	58,564	16,910	4.83	5.36	0.14
BankIslami Pakistan Limited	22,000	-	-	22,000	-	-	-	-	-	-	-
Habib Bank Limited	174,220	100	-	36,300	138,020	16,461	22,998	6,537	1.89	2.10	0.01
Habib Metropolitan Bank	-	305,000	-	72,500	232,500	4,638	5,829	1,191	0.48	0.53	0.02
** MCB Bank Limited	23,800	92,400	-	95,200	21,000	6,068	5,905	(164)	0.49	0.54	0.00
Meezan Bank Limited	669,885	-	-	668,000	1,885	55	74	20	0.01	0.01	0.00
National Bank Of Pakistan	-	1,363,000	-	1,154,000	209,000	11,779	12,135	355	1.00	1.11	0.01
Soneri Bank Limited	-	50,500	-	50,500	-	-	-	-	-	-	-
United Bank Limited	350,096	599,200	-	525,700	423,596	53,791	56,148	2,357	4.63	5.14	0.03
						208,444	256,323	47,879	21.12	23.45	
NON LIFE INSURANCE											
** Adamjee Insurance Company Limited	-	500	914	-	1,414	46	53	7	0.00	0.00	0
Pakistan Reinsurance Company Limited	763,100	140,000	-	-	903,100	22,012	25,693	3,681	2.12	2.35	0
						22,058	25,746	3,688	2.12	2.36	
FINANCIAL SERVICES											
Jahangir Siddiqui & Company Limited	-	500	-	-	500	6	5	(1)	0.00	0.00	0
						6	5	(1)	0.00	0.00	
						910,690	1,024,094	113,404	84.38	93.68	
Total - June 30, 2013						845,175	927,894	82,719	76.45	84.88	
* The above include shares with a market value aggregating to Rs. 46,971 million (June 2013: Rs. 51,714 million) which have been pledged with National Clearing Company of Pakistan Limited for guaranteeing settlement of the Fund's trades in terms of Circular no. 11 dated October 23, 2007 issued by the Securities and Exchange Commission of Pakistan.											
5.2 Fixed income and other debt securities (Government securities) - at fair value through profit or loss-held for trading											
** These represent transactions in equity securities of related parties.											
Issue date	As at July 01 2013	Purchases during the period	Sales / matured during the period	As at December 31, 2013	Carrying Cost as December 31, 2013	Market value as at December 31, 2013	Appreciation / (diminution) as at December 31, 2013	Market value as a percentage of investments			
Market Treasury Bills		Face value			(Rupees in 000)						
Treasury Bills - 3 months	45,000	310,000	285,000	70,000	69,079	69,039	(40)	6.32	5.69	0.00	
Treasury Bills - 1 year	75,000	121,000	196,000	-	-	-	-	0.00	0.00	0.00	
Total as at 31 December 2013					69,079	69,039	(40)	6.32	5.69	0.00	
Total as at 30 June 2013					119,265	119,290	25	10.91	9.83		

**NOTES TO THE CONDENSED INTERIM FINANCIAL INFORMATION (UN-AUDITED)
FOR THE HALF YEAR AND QUARTER ENDED DECEMBER 31, 2013**

	(Unaudited) December 31, 2013 (Rupees in '000)	(Audited) June 30, 2013
5.3 Unrealised appreciation in fair value of investments classified as 'at fair value through profit or loss'		
Fair value of investments	1,093,133	1,050,150
Less: Cost of investments	<u>(979,767)</u>	<u>(967,454)</u>
	<u>113,366</u>	<u>82,696</u>

6. ADVANCES, DEPOSITS AND PREPAYMENTS

Advance against investment	6.1	50,842	-
Deposit - National Clearing Company		2,500	2,500
Prepayments		<u>1,251</u>	<u>1,236</u>
		<u>54,593</u>	<u>3,736</u>

6.1 This represents advance paid against initial public offering of Engro Fertilizer Limited and Avanceon Limited for 1,688,222 and 225,000 shares respectively.

7. ACCRUED EXPENSES AND OTHER LIABILITIES

	Un-Audited December 31, (Rupees in '000)	Audited June 30, 2013	
	Note		
Provision for Workers Welfare Fund		27,614	24,332
Auditors' remuneration		269	370
Federal Excise Duty on remuneration of Management Company	7.1	2,487	219
Legal and professional charges		150	150
Brokerage Payable		650	1,034
Printing and related expenditure		117	300
Zakat Payable		397	303
Capital Gain and withholding Tax Payable		197	423
Others		645	573
		<u>32,526</u>	<u>27,704</u>

7.1 FEDERAL EXCISE DUTY ON REMUNERATION OF MANAGEMENT COMPANY

The Finance Act 2013 introduced an amendment to Federal Excise Act 2005 where by Federal Excise Duty (FED) has been imposed at the rate of 16% of the services rendered by assets management companies .In this regard, a Constitutional Petition has been filed by certain CISs through their trustees in the Honourable Sindh High Court (SHC), challenging the levy of Federal Excise Duty on Asset Management Company services after the eighteenth amendment . The SHC in its short order dated 4 September 2013 directed the FBR not to take any coercive action against the petitioners pursuant to impugned notices till next date of hearing. In view of uncertainty regarding the applicability of FED on asset management services, the management, as a matter of abundant caution, has decided to retain and continue with the provision of FED and related taxes in this condensed interim financial information aggregating to Rs. 2.49 million as at 31 December 2013. In case, the suit is decided against the fund the same would be paid to management company, who will be responsible for submitting the same to authorities. Had the said provision of FED and related taxes were not been recorded in the books of account of the Fund, the NAV of the Fund would have been higher by Rs. 0.14 per unit as at 31 December 2013.

8. CONTINGENCIES AND COMMITMENTS

There were no contingencies and commitments as at December 31, 2013 and June 30, 2013.

9. CONTRIBUTION TO WORKERS WELFARE FUND

The Finance Act 2008 introduced an amendment to the Workers' Welfare Fund Ordinance, 1971 (WWF Ordinance), whereby the definition of 'Industrial Establishment' has been made applicable to any establishment to which West Pakistan Shops and Establishment Ordinance, 1969 applies. As a result of this amendment, all Collective Investment Schemes (CISs) / mutual funds whose income exceeds Rs.0.5 million in a tax year have been brought within the scope of the WWF Ordinance thus rendering them liable to pay contribution to WWF at the rate of two percent of their accounting or taxable income, whichever is higher. In this regard, a constitutional petition has been filed by certain Collective

NOTES TO THE CONDENSED INTERIM FINANCIAL INFORMATION (UN-AUDITED) FOR THE HALF YEAR AND QUARTER ENDED DECEMBER 31, 2013

Investment Schemes (CISs) through their trustees in the Honorable Sindh High Court (SHC), challenging the applicability of WWF to the CISs, which is pending adjudication.

In 2011, a single judge of the Lahore High Court (LHC) issued a judgment in response to a petition in similar case whereby the amendments introduced in WWF Ordinance through Finance Acts, 2006 and 2008 have been declared unconstitutional and therefore struck down.

However in 2013, the Larger Bench of the SHC issued a judgment in response to a petition in another similar case in which it is held that the amendments introduced in the WWF Ordinance through Finance Acts, 2006 and 2008 do not suffer from any constitutional or legal infirmity.

As the matter relating to levy of WWF on CISs is currently pending in the SHC, the Management Company has decided to retain and continue with the provision for WWF in its books of account and condensed interim financial information which aggregates to Rs. 27.61 million as at December 31, 2013. Had the said provision of WWF not been recorded in the books of account of the Fund, the NAV of the Fund would have been higher by Rs. 1.55 per unit.

10. TAXATION

The Fund's income is exempt from Income Tax under Clause 99 of Part I of the Second Schedule to the Income Tax Ordinance, 2001 (the Ordinance) subject to the condition that not less than 90% of the accounting income for the year as reduced by capital gains whether realised or unrealised, is distributed amongst the unit holders. The Fund is also exempt from the provision of Section 113 (minimum tax) under Clause 11A of Part IV of the Second Schedule to the Ordinance. As the management intends to distribute at least 90% of income earned during current year to the unit holders, therefore, no provision for taxation has been recorded in this condensed interim financial information.

11. EARNINGS PER UNIT

Earnings per unit (EPU) has not been disclosed, as in the opinion of the management, the determination of cumulative weighted average number of outstanding units for calculating earnings per unit is not practicable.

12. TRANSACTIONS WITH CONNECTED PERSONS

Connected persons of the Fund include the Management Company, other collective investment schemes being managed by the Management Company, MCB Bank Limited being the holding company of the Management Company, the Trustee, directors and key management personnel and other associated undertakings.

Remuneration to the Management Company and the Trustee are determined in accordance with the provisions of the Non-Banking Finance Companies & Notified Entities Regulations, 2008 and the Trust Deed of the Fund. All other transactions with connected persons are in the normal course of business and are carried out on agreed terms.

12.1 Details of transactions with connected persons are as follows:

	Half year ended December 31,		Quarter ended December 31,	
	2013	2012	2013	2012
----- (Rupees in '000) -----				
MCB - Arif Habib Investment Management Limited (formerly: Arif Habib Investments Limited)				
Remuneration during the period including indirect taxes	16,441	12,279	7,878	6,343
Central Depository Company of Pakistan Limited - Trustee				
Remuneration of the Trustee	1,115	1,028	545	525
CDS charges	116	79	41	41
Summit Bank Limited				
Profit on deposit accounts	-	19	-	3
MCB Bank Limited				
Profit on deposit accounts	2,722	626	1,519	263
Bank Charges	10		5	
Arif Habib Capital Limited				
Brokerage*	307	-	227	-
Next Capital Limited				
Brokerage *	52	194	(55)	87
Nishat Mills Limited				
Dividend income	2	3,140	(53)	3,140

**NOTES TO THE CONDENSED INTERIM FINANCIAL INFORMATION (UN-AUDITED)
FOR THE HALF YEAR AND QUARTER ENDED DECEMBER 31, 2013**

	Half year ended December 31,		Quarter ended December 31,	
	2013	2012	2013	2012
	----- (Rupees in '000) -----			
Nishat Chunian Power Limited				
Dividend income	267	1,910	-	1,910
Adamjee Insurance Company Limited				
Dividend Income	1	-	1	-
D.G Khan Cement Company Limited				
Dividend income	1,868	962	1,868	962
MCB Bank Limited				
Dividend income	202	289	0	15
Other Related Parties - Directors and Executive of the Management Company				
Issue of 77,538 (2012: 849) units during the half year ended	4,918	51	2,602	-
Issue of 9,629 bonus units (2012: Nil shares) during the half year ended	568	-	-	-
Redemption of 85,407 (2012: 30,502) units during the half year ended	5,491	1,730	2,426	-

* The amount disclosed represents the amount of brokerage paid to connected persons and not the purchase or sale value of securities transacted through them. The purchase or sale value has not been treated as transactions with connected persons as the ultimate counter parties are not connected persons.

12.2 Amounts outstanding as at the period / year end

	(Unaudited) December 31, 2013	(Audited) June 30, 2013
	(Rupees in '000)	
MCB - Arif Habib Investment Management Limited (formerly: Arif Habib Investments Limited)		
Management remuneration payable	2,036	1,985
Sales tax on management fee payable	326	348
Front-end load payable	482	340
Central Depository Company of Pakistan Limited - Trustee		
Security deposit	200	200
Trustee fee and CDS charges	201	194
MCB Bank Limited		
Shares held as at December 31 2013: 21,000 Shares (30 June 2013: 23,800)	5,905	5,774
Profit receivable on bank deposits	393	125
Bank balance	96,555	108,105
Next Capital		
Brokerage payable *	85	23

**NOTES TO THE CONDENSED INTERIM FINANCIAL INFORMATION (UN-AUDITED)
FOR THE HALF YEAR AND QUARTER ENDED DECEMBER 31, 2013**

	(Unaudited) 31 December 2013 (Rupees in '000)	(Audited) 30 June 2013
Arif Habib Capital Limited Brokerage payable*	57	80
Nishat Mills Limited 76,400 shares held (30 June 2013: 216,000 shares)	9,721	20,349
Fatima Fertilizer Company Limited Shares held as at December 31 2013: 15,777,000 Shares (30 June 2013: 2,403,500)	45,039	59,679
D.G Khan Cement Company Limited Shares held as at December 31 2013: 439,500 Shares (30 June 2013: 88,250)	37,678	7,386
Adamjee Insurance Company Limited Shares held as at December 31 2013: 1,414 Shares (30 June 2013: Nil)	53	-
Pakgen Power Limited Shares held as at December 31 2013: 961,500 Shares (30 June 2013: Nil)	20,874	-
Nishat Chunian Limited Shares held as at December 31 2013: 350 Shares (30 June 2013: 54,500)	21	3,256
Directors and Executive of the Management Company Units held 30,617 (June 2012: 30,492 units)	 2,081	 2,366

13. RECLASSIFICATION

Following reclassification have been made in this condensed interim financial information in order to give better and more appropriate presentation:


	From	To	June 30, 2013 (Rupees in '000)
Federal Excise Duty payable on management fee	Payable to Management Company	Accrued expenses and other liabilities	219

14. NON-ADJUSTING EVENT AFTER THE BALANCE SHEET DATE

The Board of Directors of MCB- Arif Habib Savings and Investments Limited (formerly Arif Habib Investments Limited) have decided to merge MCB Dynamic Stock Fund and Pakistan Premier Fund with and into Pakistan Stock Market Fund. In this respect a meeting of Unit Holders was convened on 13 January 2014 for approval of merger in terms of circular 20 of 2009. However, the requirement of resolution for approving of merger to be passed by majority of Unit Holders representing three fourth in value of total outstanding units was not achieved. The Management Company have approached Securities and Exchange Commission of Pakistan (SECP), as authorized by Unit Holders present in the meeting for relaxation of therequirement of circular 20 of 2009. The response from the Securities and Exchange Commission of Pakistan(SECP) is currently awaited.

15. DATE OF AUTHORISATION FOR ISSUE OF FINANCIAL STATEMENTS

This condensed interim financial information has been authorised for issue in the meeting of the Board of Directors of the Management Company held on 06 February, 2014.



 Chief Executive Officer

MCB-Arif Habib Savings and Investments Limited
(formerly: Arif Habib Investments Limited)
(Management Company)



 Director

Please find us on



by typing: **Bachat Ka Doosra Naam**

MCB-Arif Habib Savings and Investments Limited
(formerly: Arif Habib Investments Limited)

8th Floor, Techno City Corporate Tower, Hasrat Mohani Road, Karachi.
UAN: (+92-21) 11-11-622-24 (11-11-MCB-AH), 111-468378 (111-INVEST)
Bachat Center: 0800-622-24 (0800-MCB-AH), Fax: (+92-21)32276898, 32276908
URL: www.mcbah.com, Email: info@mcbah.com